



US0D1091284S

(12) **United States Design Patent**  
**Cockerham, II et al.**

(10) **Patent No.:** **US D1,091,284 S**  
(45) **Date of Patent:** **\*\* Sep. 2, 2025**

- (54) **PROTECTIVE HAND GRIP**
- (71) Applicants: **Clarence Cockerham, II**, New York, NY (US); **Pavel Usmanov**, New York, NY (US)
- (72) Inventors: **Clarence Cockerham, II**, New York, NY (US); **Pavel Usmanov**, New York, NY (US)

5,584,096 A \* 12/1996 Aurora ..... B60N 3/02  
16/421  
D403,035 S \* 12/1998 MacPherson ..... D21/684  
D436,036 S \* 1/2001 Manseau ..... D9/434  
D770,877 S \* 11/2016 Pitchforth ..... D8/317  
9,545,142 B2 \* 1/2017 Pitchforth ..... A45F 5/1046  
D867,492 S \* 11/2019 Didia ..... D21/694  
D910,417 S \* 2/2021 Wang ..... D8/322

\* cited by examiner

(\*\*) Term: **15 Years**

*Primary Examiner* — Lauren R Calve

(21) Appl. No.: **29/760,732**

(74) *Attorney, Agent, or Firm* — Barry Choobin; Patent 360

(22) Filed: **Dec. 3, 2020**

(51) **LOC (15) Cl.** ..... **08-06**

(52) **U.S. Cl.**

USPC ..... **D8/303**; D8/321

(58) **Field of Classification Search**

USPC ..... D8/107, 300, 303, 307, 321, 322;  
D15/142; D7/393, 395; D9/434  
CPC ..... Y10T 16/44; Y10T 74/20612; Y10T  
74/20287; Y10T 74/20732; Y10T  
74/20828; Y10T 16/466; Y10T 74/20864;  
Y10T 16/469; Y10T 74/20822; Y10T  
16/4713; Y10T 74/20396; B25B 23/16;  
B25G 1/102; B25G 1/105; B25G 1/10;  
B25G 1/00; B25G 1/063; B25G 1/005;  
B25G 1/01; B25G 1/043; B25G 1/085

See application file for complete search history.

(56) **References Cited**

U.S. PATENT DOCUMENTS

4,890,355 A \* 1/1990 Schulten ..... A45F 5/1046  
16/421  
D326,127 S \* 5/1992 Rink ..... D8/303

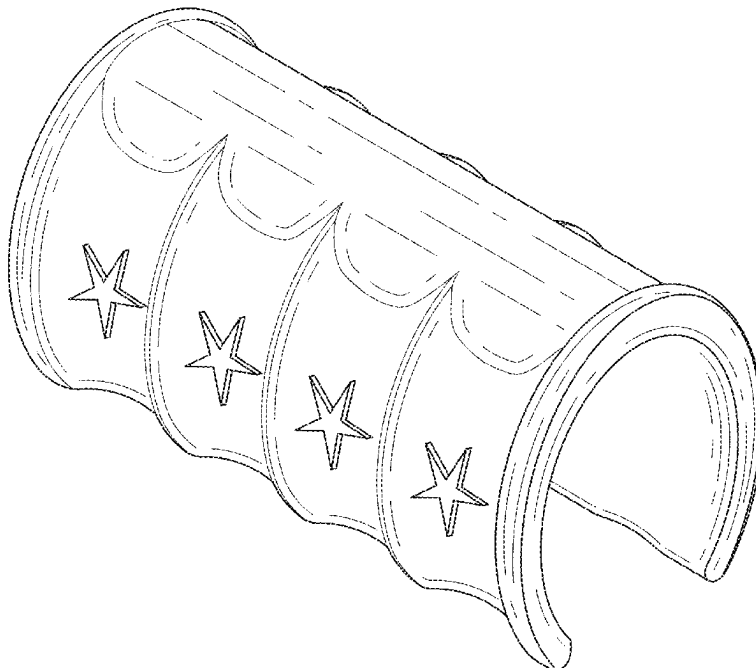
(57) **CLAIM**

The ornamental design for a protective hand grip, as shown and described.

**DESCRIPTION**

FIG. 1 is a perspective view of a protective hand grip, showing our new design;  
FIG. 2 is a top view thereof;  
FIG. 3 is a bottom view thereof;  
FIG. 4 is a front view thereof;  
FIG. 5 is a rear view thereof;  
FIG. 6 is a right-side view thereof; and,  
FIG. 7 is a left-side view thereof.

**1 Claim, 7 Drawing Sheets**



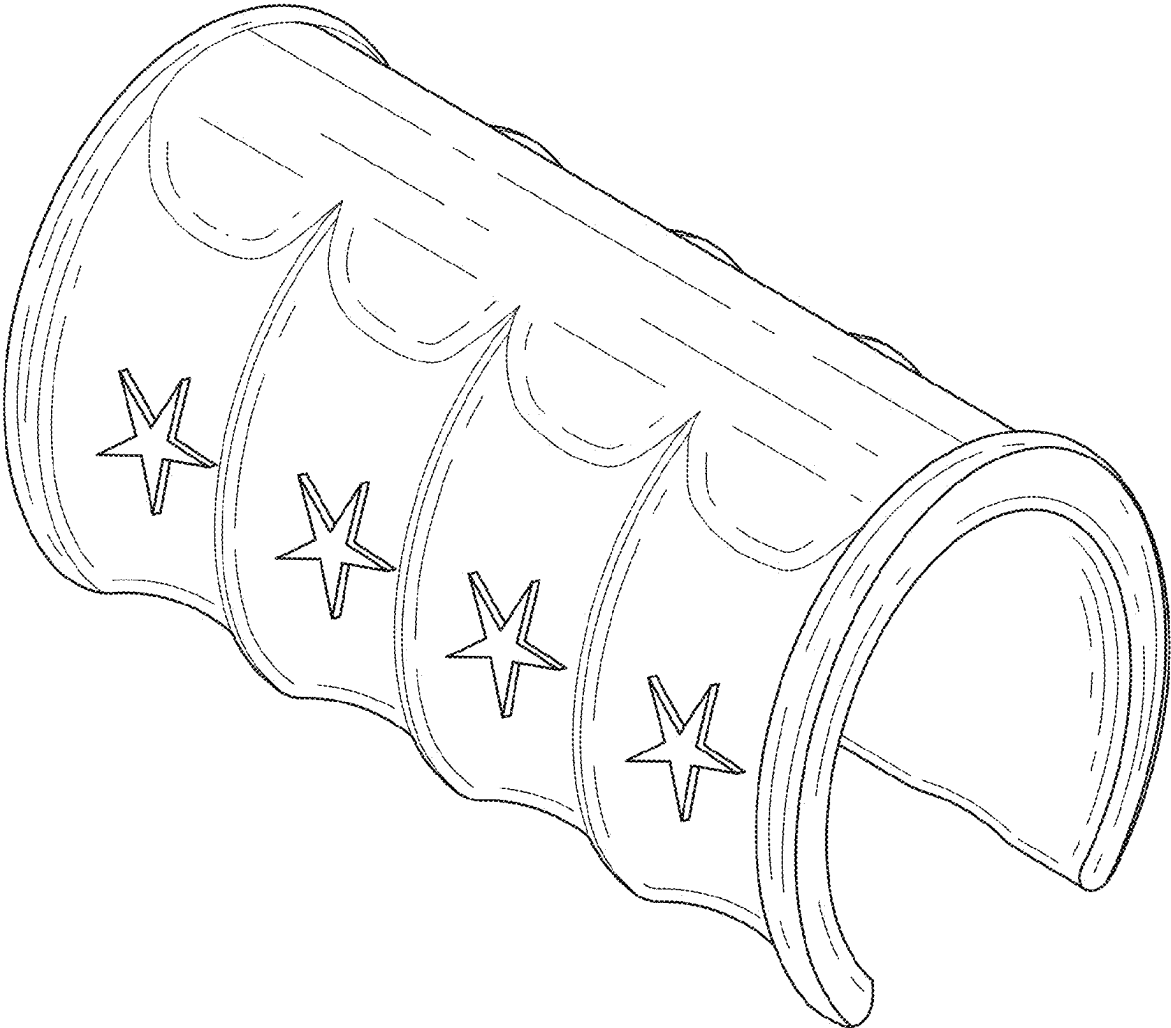


FIG. 1

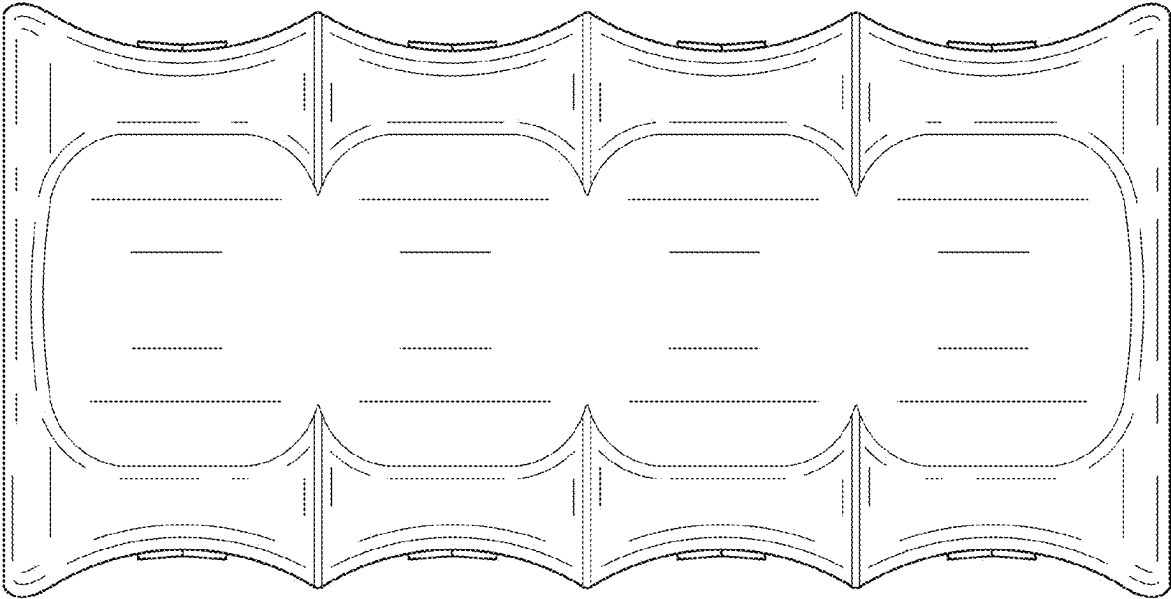


FIG. 2

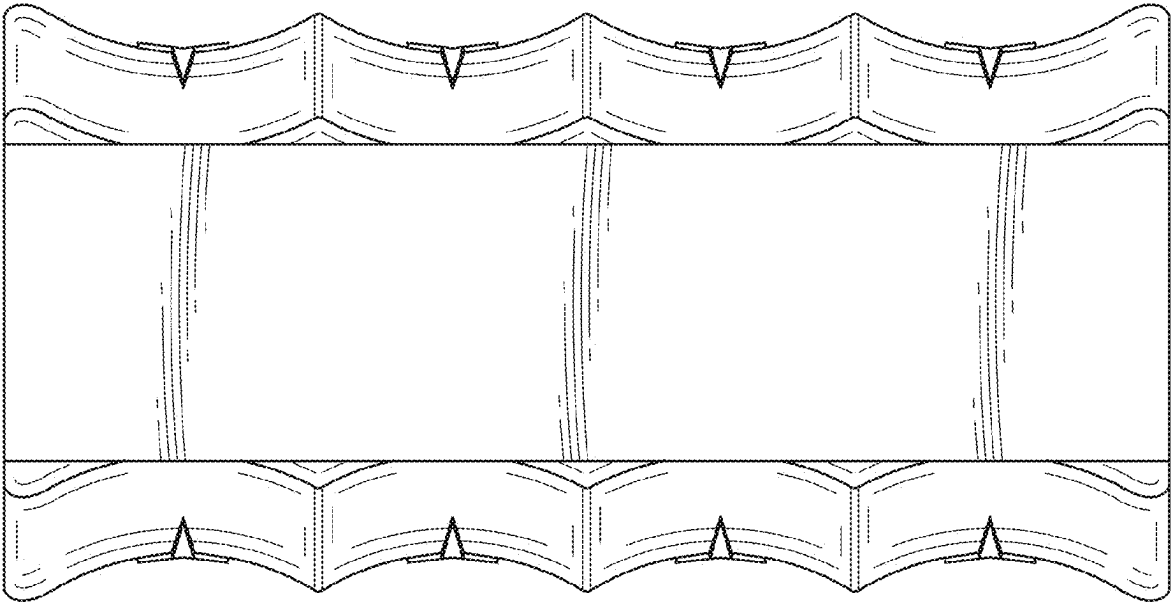


FIG. 3




FIG. 4




FIG. 5

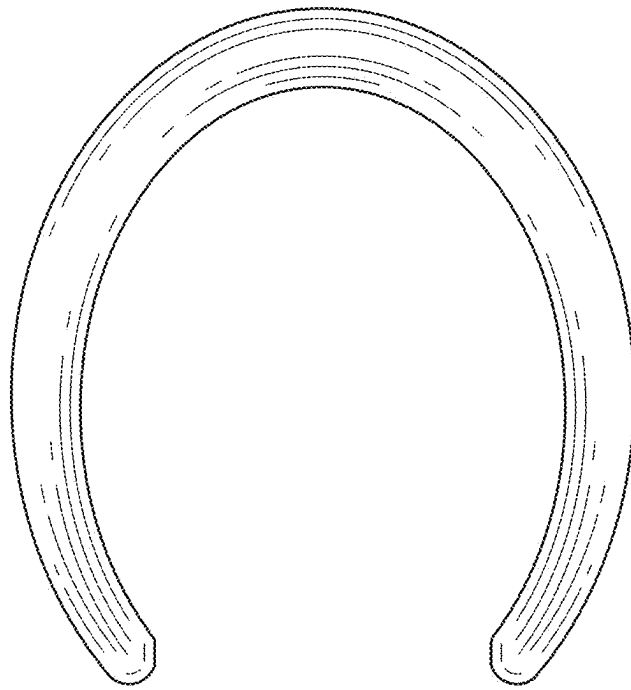


FIG. 6

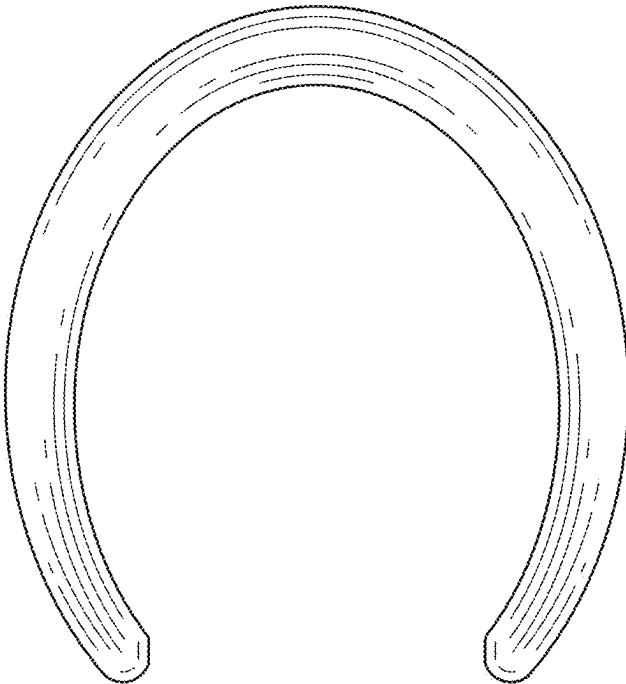


FIG. 7