



US0D1070136S

(12) **United States Design Patent**  
**Nielsen et al.**

(10) **Patent No.:** **US D1,070,136 S**

(45) **Date of Patent:** **\*\* Apr. 8, 2025**

(54) **AIRCRAFT WINGTIP LIGHTING**

D763,168 S \* 8/2016 Tran ..... D12/345  
D792,617 S \* 7/2017 Tran ..... D26/28  
D875,999 S \* 2/2020 Griffin ..... D26/118

(Continued)

(71) Applicants: **Christian Nielsen**, Palm Coast, FL (US); **Daniel Stenko**, Drasov (CZ); **Martin Suvak**, Kosice (SK); **Jakub Gregor**, Palm Coast, FL (US); **Javier Gordillo**, Pribram (CZ)

**OTHER PUBLICATIONS**

Redbird Conformal for Cessna 177 Cardinal, posted May 10, 2023 [online], [retrieved Sep. 4, 2024]. Retrieved from internet, <https://aveoconforma.com/aveo-redbird-conforma-for-cessna-177-cardinal/> (Year: 2023).\*

*Primary Examiner* — Natasha Vujcic  
*Assistant Examiner* — Robert B Rieker

(74) *Attorney, Agent, or Firm* — Barry Choobin; Patent 360

(72) Inventors: **Christian Nielsen**, Palm Coast, FL (US); **Daniel Stenko**, Drasov (CZ); **Martin Suvak**, Kosice (SK); **Jakub Gregor**, Palm Coast, FL (US); **Javier Gordillo**, Pribram (CZ)

(\*\*) Term: **15 Years**

(57) **CLAIM**

The ornamental design for an aircraft wingtip lighting, as shown and described.

(21) Appl. No.: **29/943,553**

(22) Filed: **May 22, 2024**

(51) **LOC (15) Cl.** ..... **26-06**

(52) **U.S. Cl.**  
USPC ..... **D26/28**

(58) **Field of Classification Search**  
USPC ..... D26/28–36  
CPC .... B64D 47/06; B64D 2203/00; B64D 47/02;  
F21Y 2115/10; F21Y 13/00; F21W  
2107/30; F21W 2/00; F21V 29/74; F21V  
5/04; F21S 43/14; F21S 43/26; F21S  
41/192

**DESCRIPTION**

FIG. 1 is a perspective view of an aircraft wingtip lighting, showing our new design;  
FIG. 2 is a front view thereof;  
FIG. 3 is a rear view thereof;  
FIG. 4 is a left-side view thereof;  
FIG. 5 is a right-side view thereof;  
FIG. 6 is a top view thereof;  
FIG. 7 is a bottom view thereof;  
FIG. 8 is an enlarged view of portion 8 indicated in FIG. 1; and,  
FIG. 9 is an enlarged view of portion 9 indicated in FIG. 4. The broken lines depict portions of the aircraft wingtip lighting that form no part of the claimed design. The wing illustrated in broken lines is for environmental purposes only and forms no part of the claimed design. The dot-dash broken lines depict reference to the enlargement and form no part of the claimed design.

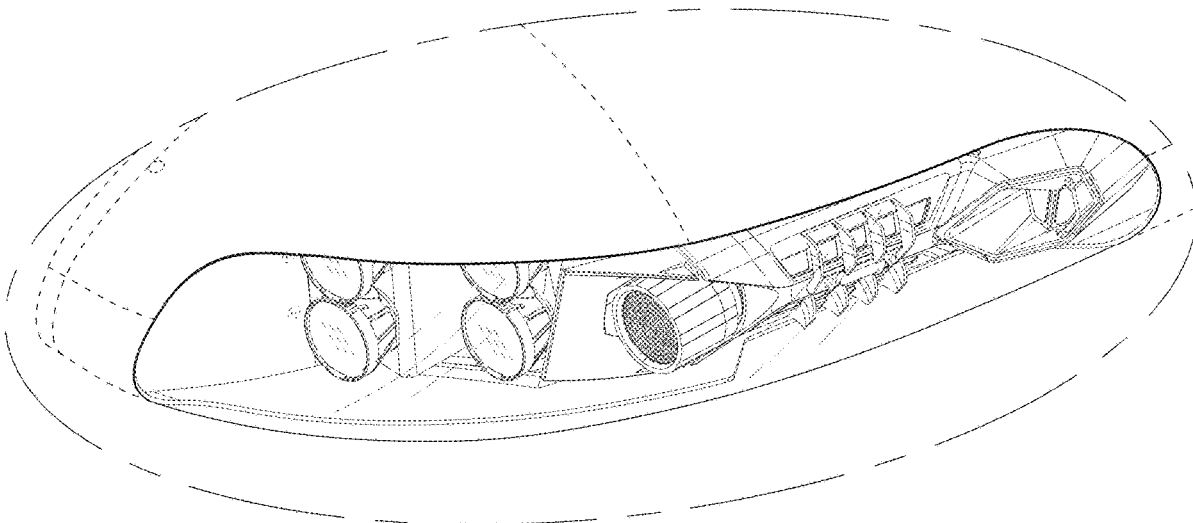
See application file for complete search history.

(56) **References Cited**

**U.S. PATENT DOCUMENTS**

D343,916 S \* 2/1994 King ..... D26/35  
6,984,061 B1 \* 1/2006 Soderberg ..... B64D 47/04  
362/342  
D592,780 S \* 5/2009 Calvin ..... D26/28  
7,674,021 B2 \* 3/2010 Giffen ..... B64D 47/06  
362/290  
D640,181 S \* 6/2011 Calvin ..... D12/345  
D706,208 S \* 6/2014 Gagnon ..... D12/345  
D709,644 S \* 7/2014 Hovind ..... D26/139

**1 Claim, 8 Drawing Sheets**



(56)

**References Cited**

U.S. PATENT DOCUMENTS

2005/0093718	A1*	5/2005	Martin	.....	H05B 45/3577
					340/981
2011/0299293	A1*	12/2011	Stout	.....	B64D 47/06
					362/470

\* cited by examiner

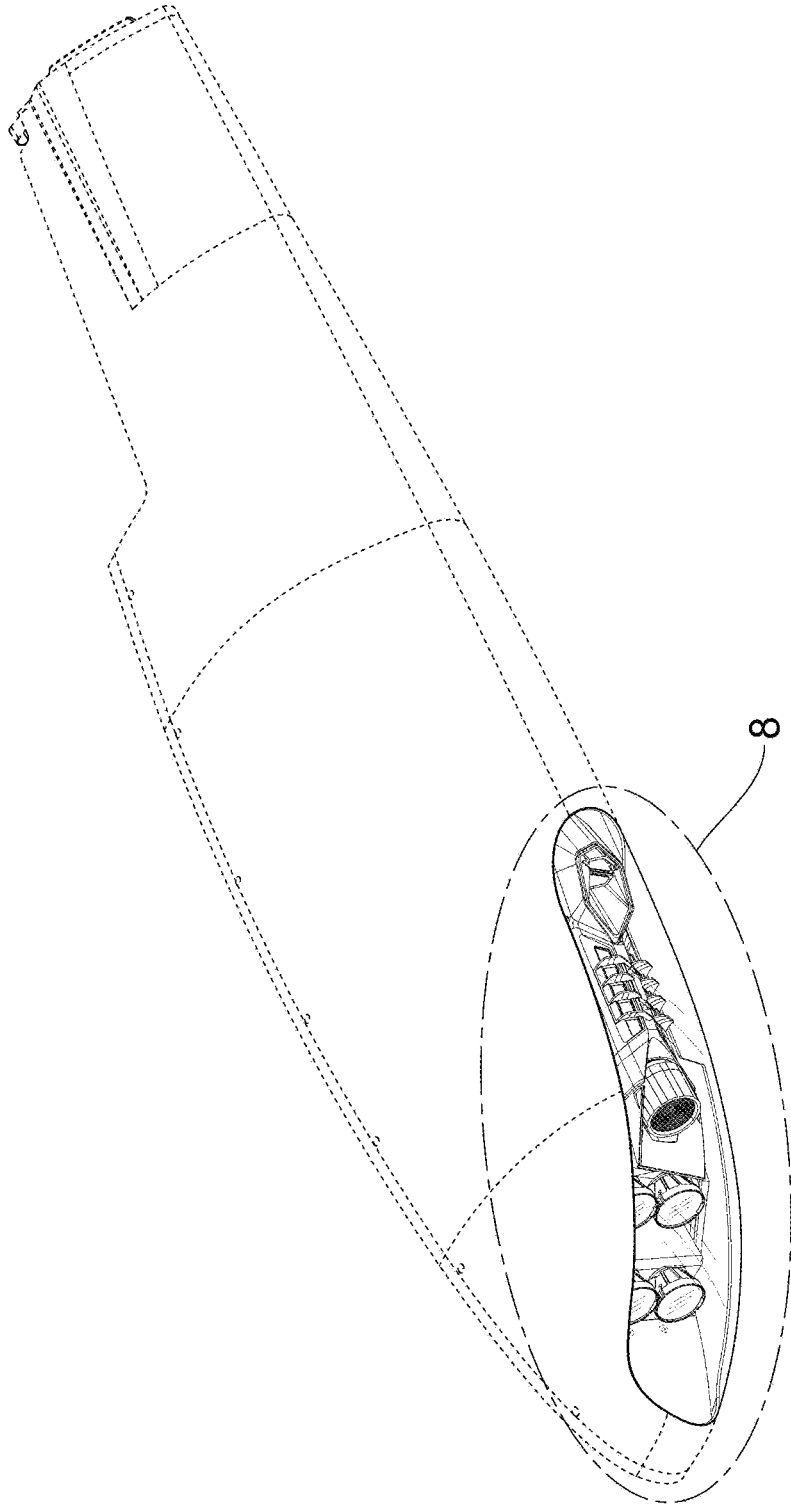


FIG. 1




FIG. 2




FIG. 3

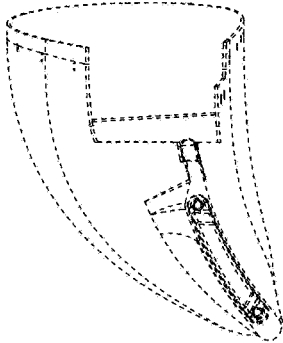


FIG. 5

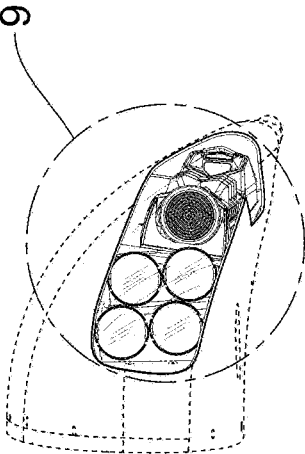


FIG. 4

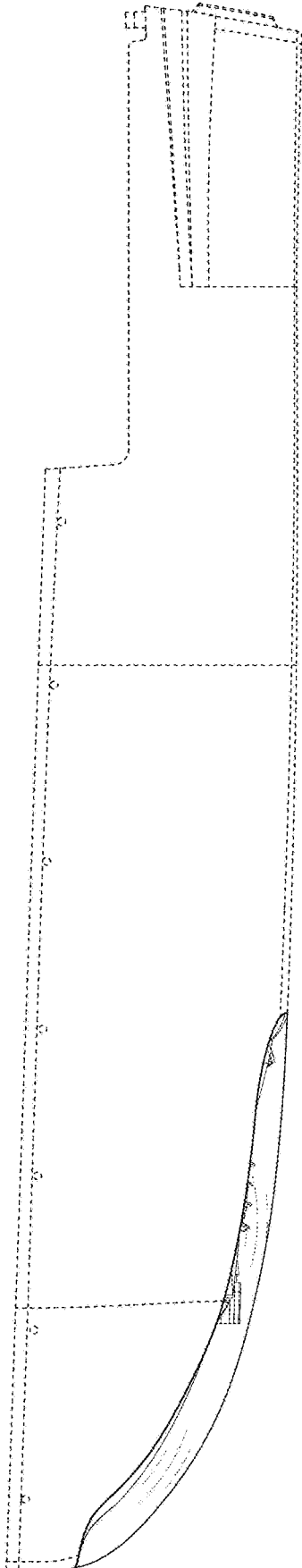


FIG. 6

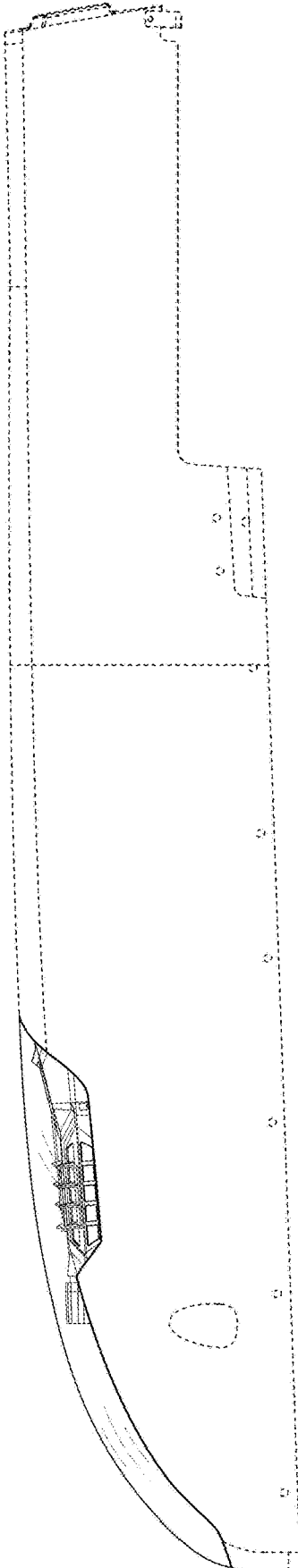


FIG. 7

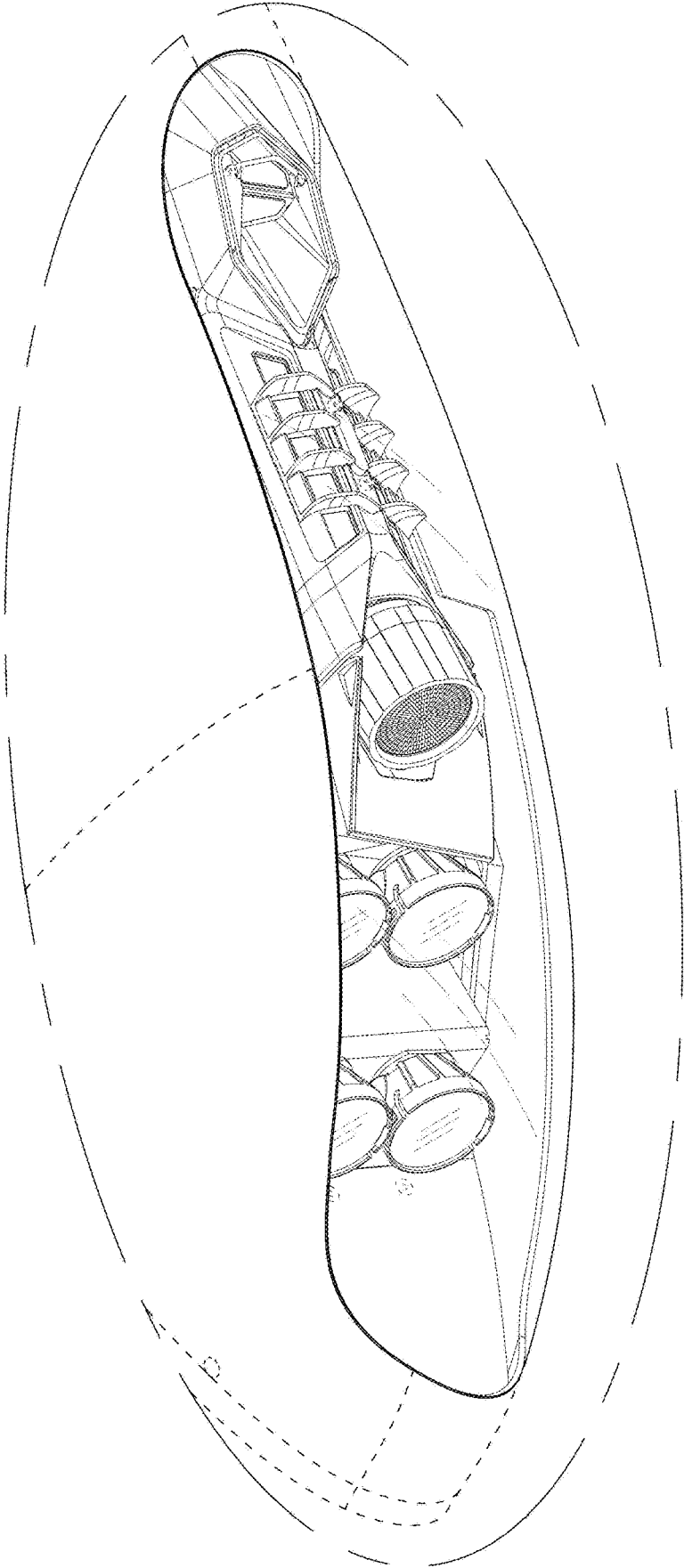


FIG. 8

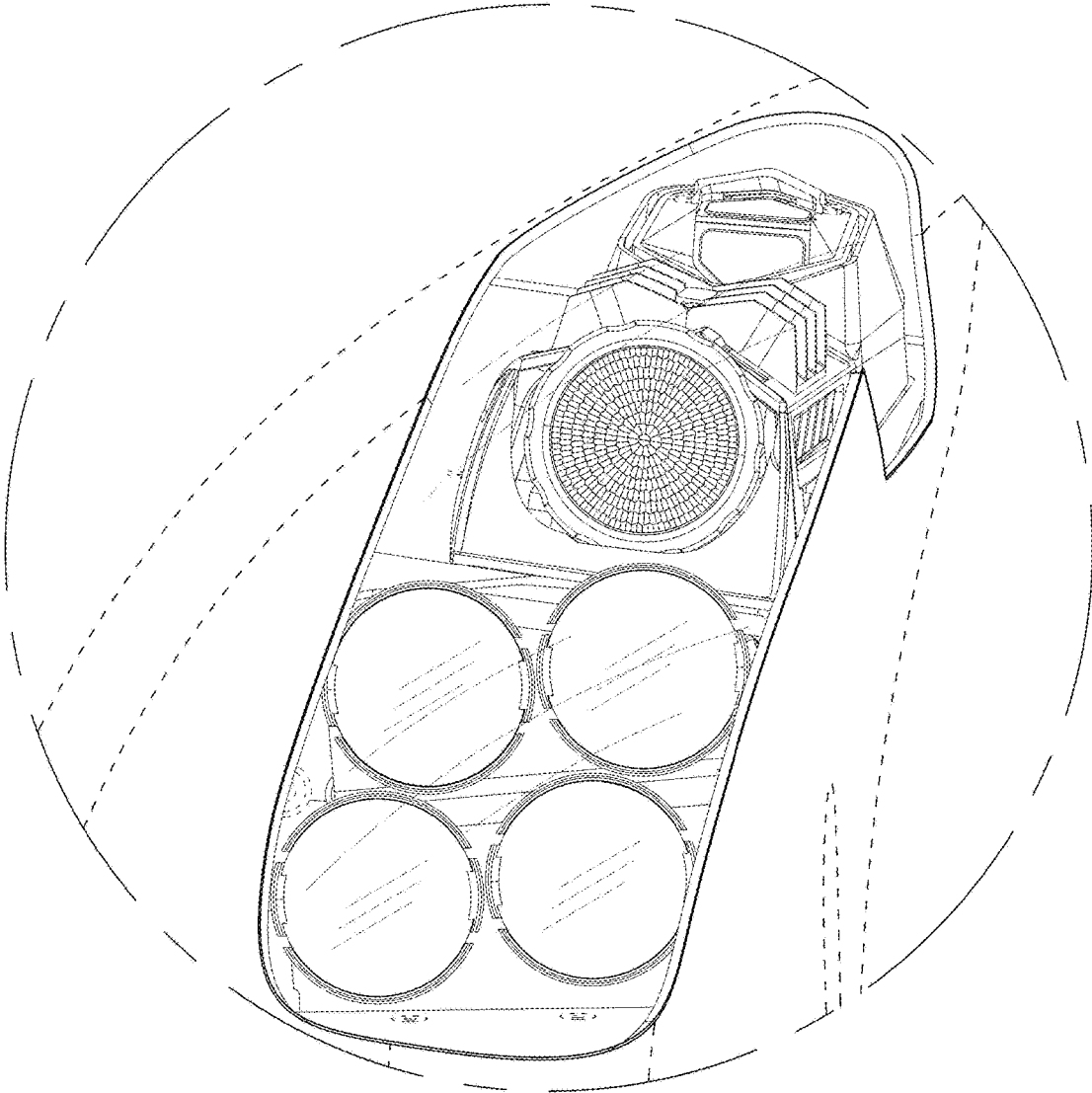


FIG. 9