



US0D1066486S

(12) **United States Design Patent**
Washington

(10) **Patent No.:** **US D1,066,486 S**

(45) **Date of Patent:** **** Mar. 11, 2025**

- (54) **3-DIMENSIONAL IDENTIFICATION CARD**
- (71) Applicant: **John Washington**, Waldorf, MD (US)
- (72) Inventor: **John Washington**, Waldorf, MD (US)
- (**) Term: **15 Years**

D436,620 S * 1/2001 Webb D14/437
 D515,134 S * 2/2006 Stewart, III D19/9
 D560,717 S * 1/2008 Robertson D19/10
 D900,927 S 11/2020 Kurani

- (21) Appl. No.: **29/951,412**
- (22) Filed: **Jul. 9, 2024**
- (51) **LOC (15) Cl.** **19-08**
- (52) **U.S. Cl.**
USPC **D19/10**
- (58) **Field of Classification Search**
USPC D19/9, 10, 96; D21/357, 515; D14/437
CPC G06K 19/10; G06K 19/083; G07F 7/1058
See application file for complete search history.

OTHER PUBLICATIONS

Memorial Glass posted by Beyond Memories posted review date Nov. 8, 2023, © Etsy, [online], [site visited Nov. 7, 2024]. Available from Internet, https://www.etsy.com/listing/1780988977/custom-memorial-glass-3d-picture-in?show_sold_out_detail=1&ref=nl_listing_details (Year: 2023).*

* cited by examiner

Primary Examiner — Garth Rademaker
Assistant Examiner — Laura H Yu
 (74) *Attorney, Agent, or Firm* — Barry Choobin; Patent 360

(56) **References Cited**

U.S. PATENT DOCUMENTS

D165,908 S * 2/1952 Cleary D19/84
 3,399,473 A * 9/1968 Jaffe G07F 7/1058
 235/487
 3,412,493 A 11/1968 French
 3,949,501 A * 4/1976 Andrews G06K 19/083
 430/10
 4,684,795 A * 8/1987 Colgate, Jr. G06K 19/10
 235/487
 D321,908 S * 11/1991 Brady D19/96
 D321,909 S * 11/1991 Brady D19/96
 D321,910 S * 11/1991 Brady D21/357
 D321,911 S * 11/1991 Brady D19/96
 D415,218 S * 10/1999 Corliss D21/515

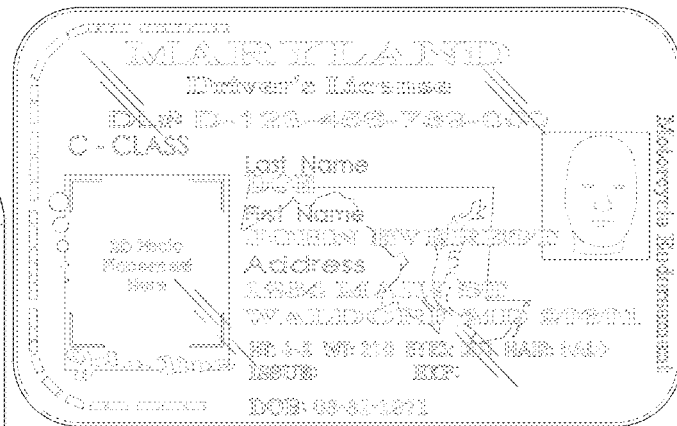
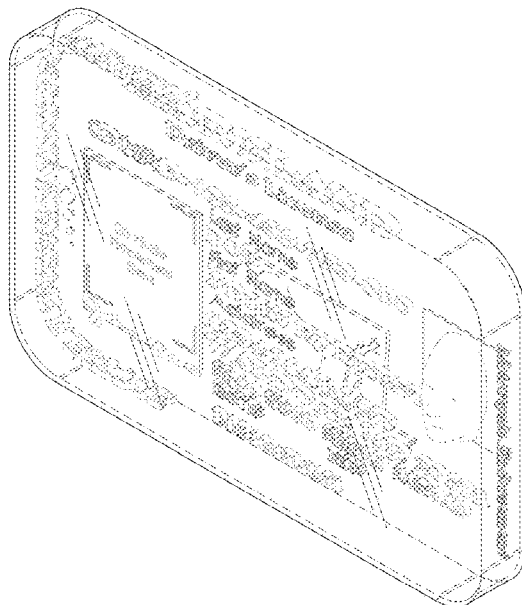
CLAIM

The ornamental design for a 3-dimensional identification card, as shown and described.

DESCRIPTION

FIG. 1 is a perspective view of a 3-dimensional identification card, showing my new design;
 FIG. 2 is a front view thereof;
 FIG. 3 is a rear view thereof;
 FIG. 4 is a right side view thereof;
 FIG. 5 is a left side view thereof;
 FIG. 6 is a top view thereof; and,
 FIG. 7 is a bottom view thereof.
 The broken lines depict portions of the 3-dimensional identification card that form no part of the claimed design.

1 Claim, 5 Drawing Sheets



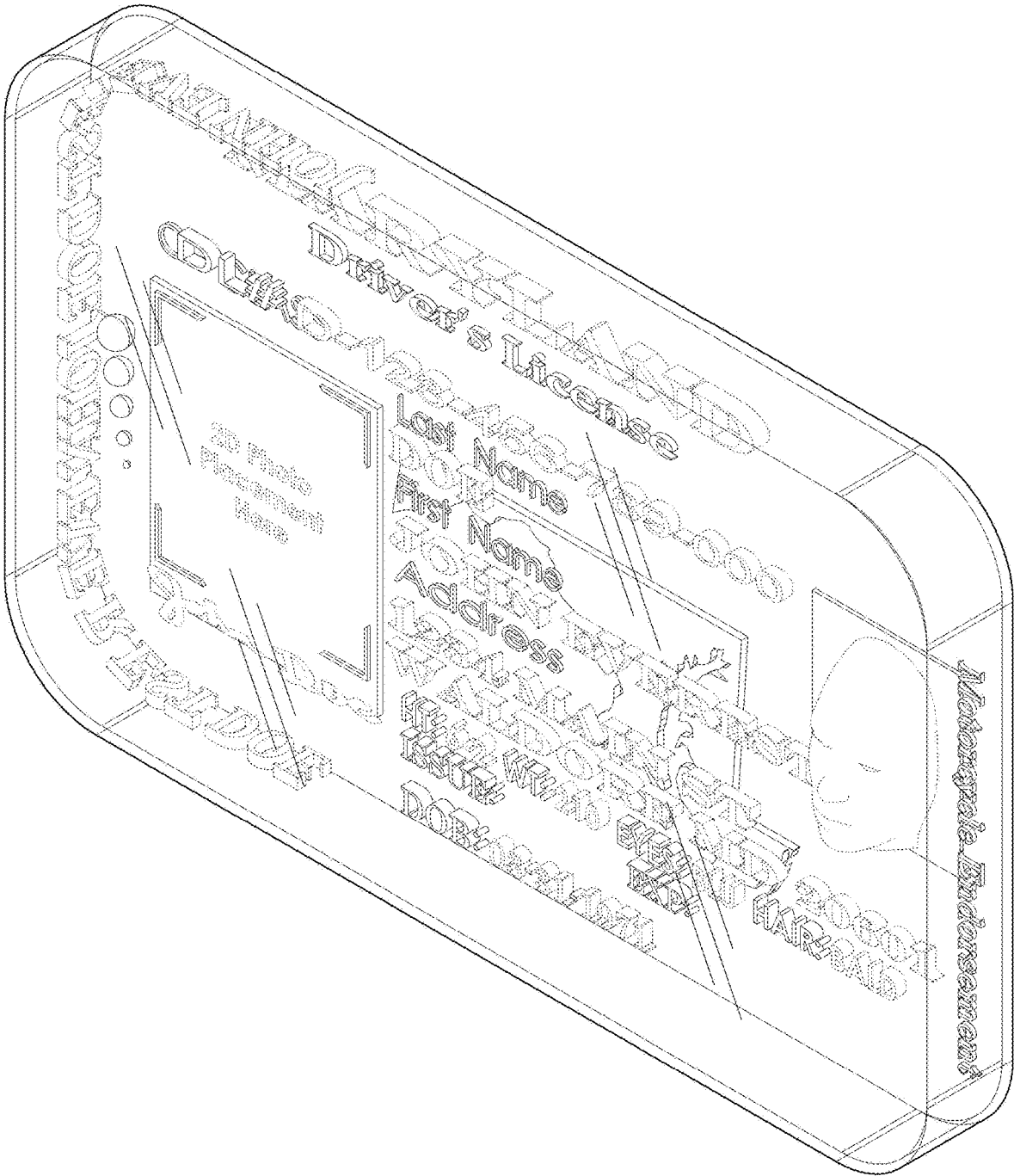


FIG. 1

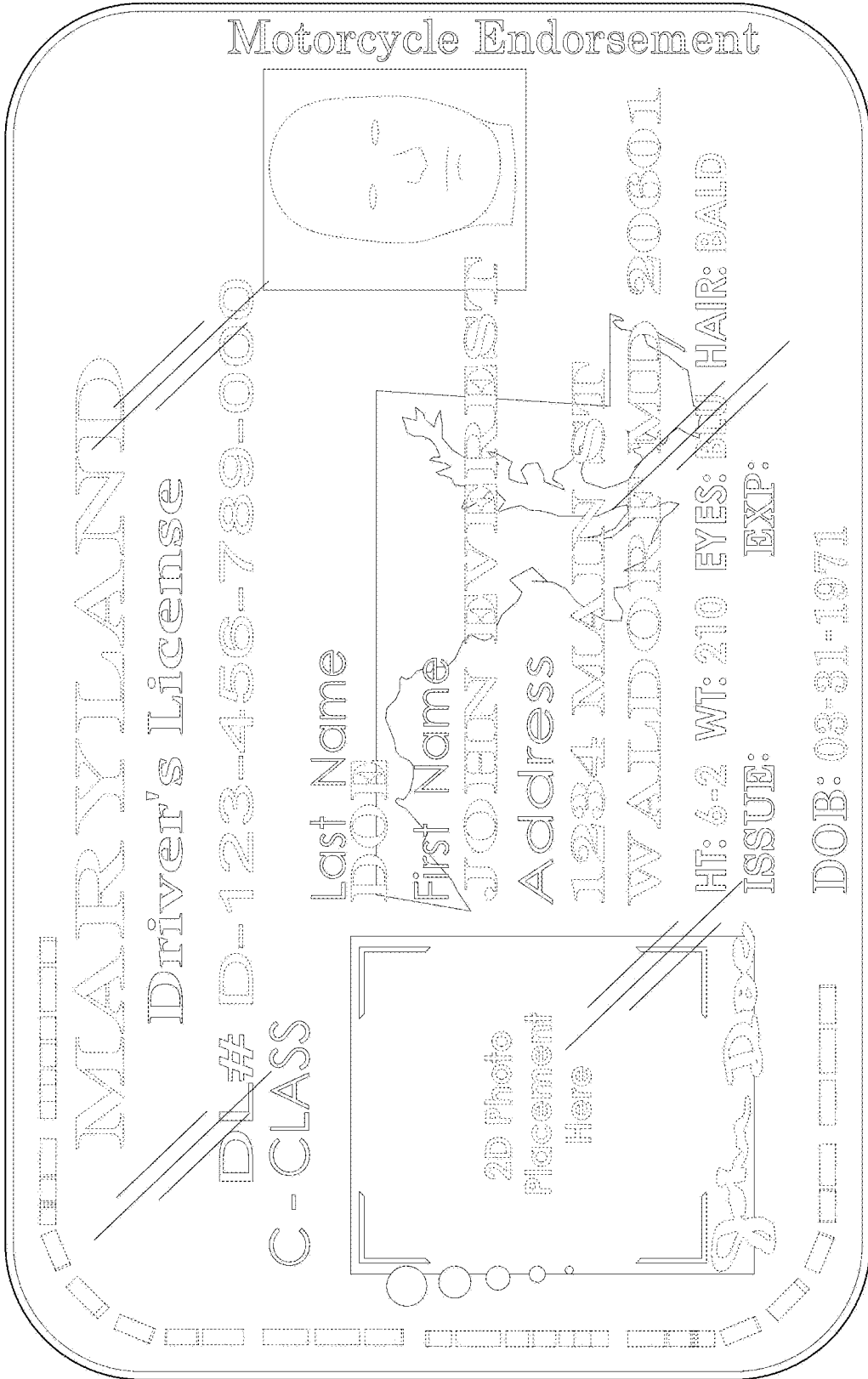


FIG. 2

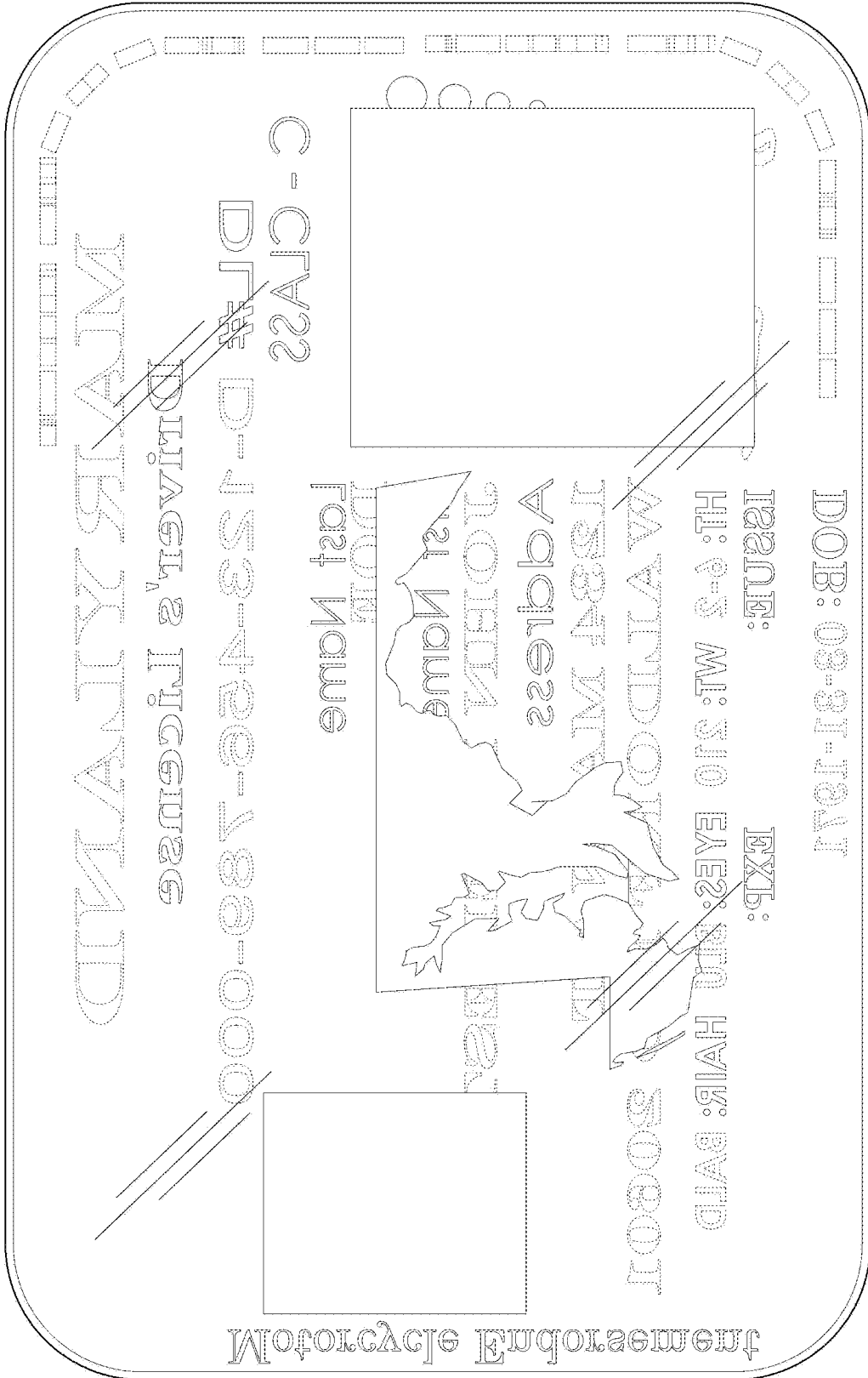


FIG. 3

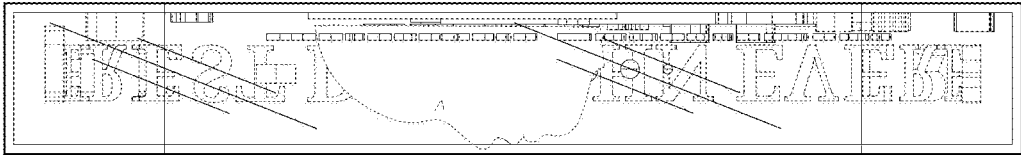


FIG. 5

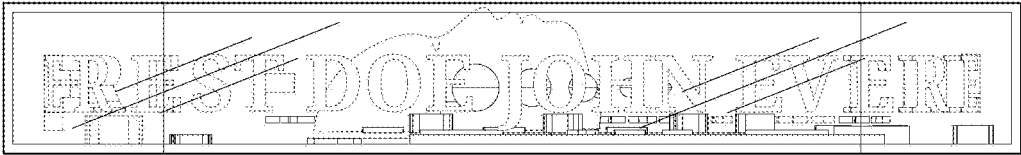


FIG. 4




FIG. 6




FIG. 7