



US0D1068065S

(12) **United States Design Patent**
Hanson

(10) **Patent No.:** **US D1,068,065 S**

(45) **Date of Patent:** **** Mar. 25, 2025**

(54) **FLEX ANCHORING DEVICE FOR AN
INDWELLING URINARY CATHETER**

(71) Applicant: **Darrin Hanson**, River Vale, NJ (US)

(72) Inventor: **Darrin Hanson**, River Vale, NJ (US)

(**) Term: **15 Years**

(21) Appl. No.: **29/877,419**

(22) Filed: **Jun. 6, 2023**

(51) **LOC (15) Cl.** **24-02**

(52) **U.S. Cl.**
USPC **D24/128; D24/189**

(58) **Field of Classification Search**
USPC D24/127-129, 188-190, 231, 186;
D20/43

CPC .. A61M 2025/0206; A61M 2025/0233; A61M
2025/024; A61M 2025/0246; A61M
2025/0266; A61M 2025/0273

See application file for complete search history.

(56) **References Cited**

U.S. PATENT DOCUMENTS

D424,691 S *	5/2000	Yavitz	D24/189
D425,619 S *	5/2000	Bierman	D24/128
D457,629 S *	5/2002	Dunshee	D24/189
D547,862 S *	7/2007	Dikeman	D24/128
D797,280 S *	9/2017	Kyvik	D24/128
D879,308 S *	3/2020	Park	D24/189
D879,979 S *	3/2020	Östan	D24/189
D893,034 S *	8/2020	Kase	D24/189
D898,925 S *	10/2020	Kelbie	D24/189
D914,218 S *	3/2021	Govari	D24/186

(Continued)

FOREIGN PATENT DOCUMENTS

CN	307805419	*	1/2023
KR	301194258.0000	*	12/2022
KR	301194361.0000	*	12/2022

OTHER PUBLICATIONS

Catheter Securement Device, McKesson, chcdirect.com, [Post date: Sep. 22, 2023], [Site seen: Nov. 7, 2024], Seen at URL: https://chcdirect.com/products/catheter-securement-device (Year: 2023).*

(Continued)

Primary Examiner — Natasha Vujcic

Assistant Examiner — Gilbert B Ford

(74) *Attorney, Agent, or Firm* — Barry Choobin; Patent 360

(57) **CLAIM**

The ornamental design for a flex anchoring device for an indwelling urinary catheter, as shown and described.

DESCRIPTION

FIG. 1 is a front elevation view of a flex anchoring device for an indwelling urinary catheter;

FIG. 2 is a right elevation view thereof, the left elevation view being a mirror image thereof;

FIG. 3 is a top elevation view thereof, the bottom elevation view being a mirror image thereof;

FIG. 4 is a back elevation view thereof;

FIG. 5 is a front perspective elevation view thereof;

FIG. 6 is an exploded plan view thereof;

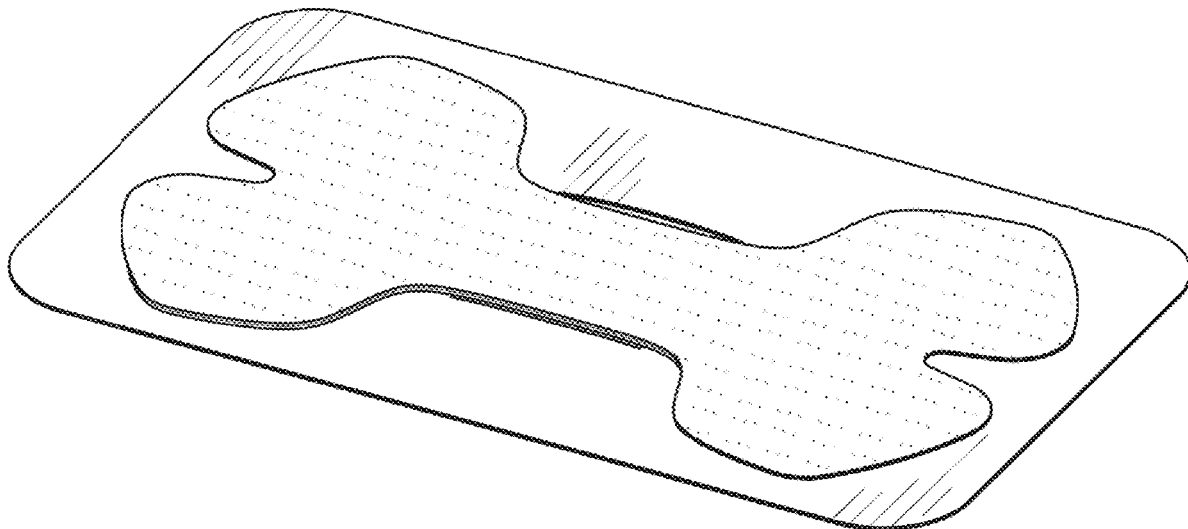
FIG. 7 is an environmental front view thereof, in a condition of use, the backing layer is removed for illustration;

FIG. 8 is an environmental perspective view thereof, in a condition of use, the backing layer is removed for illustration; and,

FIG. 9 is an environmental perspective view thereof, in a condition of use, the backing layer is removed for illustration.

The broken lines in FIGS. 7, 8, and 9 depict environmental subject matter which forms no part of the claimed design.

1 Claim, 9 Drawing Sheets



(56)

References Cited

U.S. PATENT DOCUMENTS

2015/0051549 A1* 2/2015 Kyvik A61M 25/02
604/180
2020/0406011 A1* 12/2020 Rule B32B 27/308
2022/0134057 A1* 5/2022 Beran A61M 25/02
604/179
2022/0193374 A1* 6/2022 Worley A61M 25/02
2022/0218950 A1* 7/2022 Vozza A61M 5/14
2024/0009037 A1* 1/2024 Sim A61F 13/0246

OTHER PUBLICATIONS

Centurion Foley Anchor Urinary Catheter Securement Device 1Ct, Centurion Foley, athome.medline.com/, [Post date: unknown], [Site seen: Nov. 7, 2024], Seen at URL: <https://athome.medline.com/en/centurion-foley-anchor-urinary-catheter-securement-device-1ct-fcs200xth> (Year: 2024).*

Flexi-Trak® Anchoring Device, 1½"×4" (3.8cm×10cm) , 50/BX, Convatec, [apitalmedicalsupply.ca](https://capitalmedicalsupply.ca/), [Post date: unknown], [Site seen: Nov. 7, 2024], Seen at URL: <https://capitalmedicalsupply.ca/products/flexi-trak-anchoring-device-1-1-2-x-4-3-8cm-x-10cm-50-bx> (Year: 2024).*

* cited by examiner

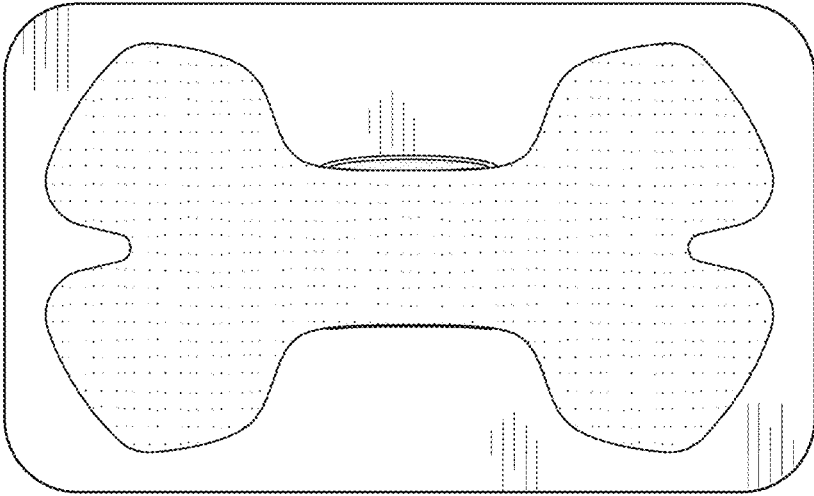


FIG. 1

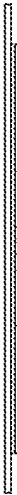


FIG. 2



FIG. 3

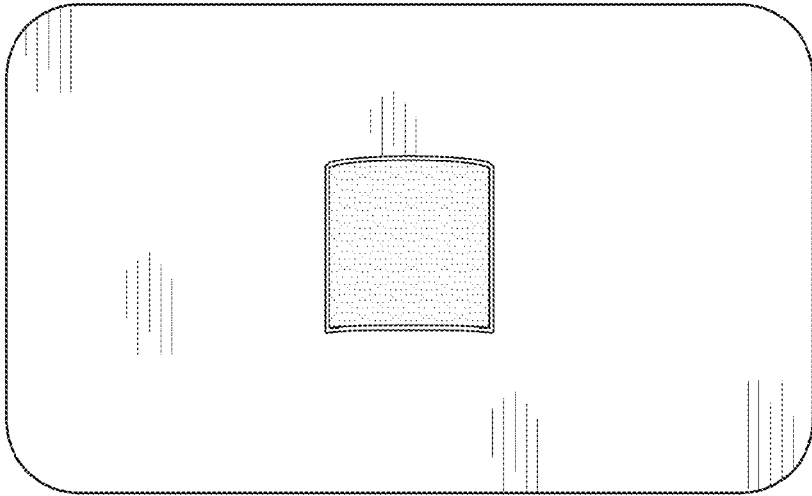


FIG. 4

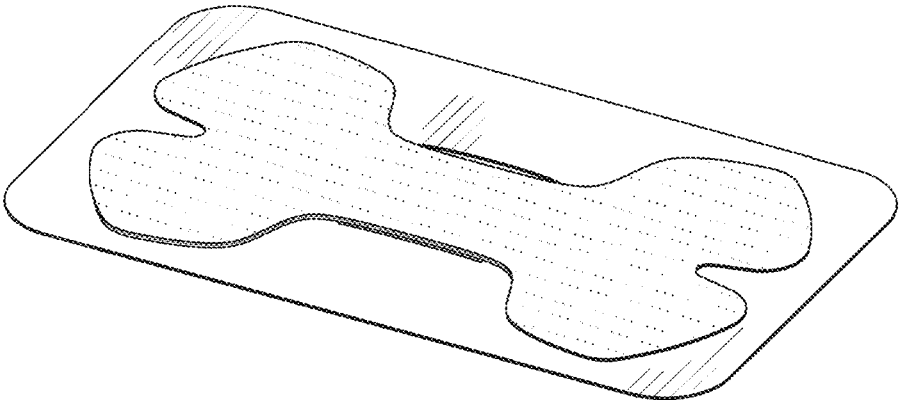


FIG.5




FIG. 6

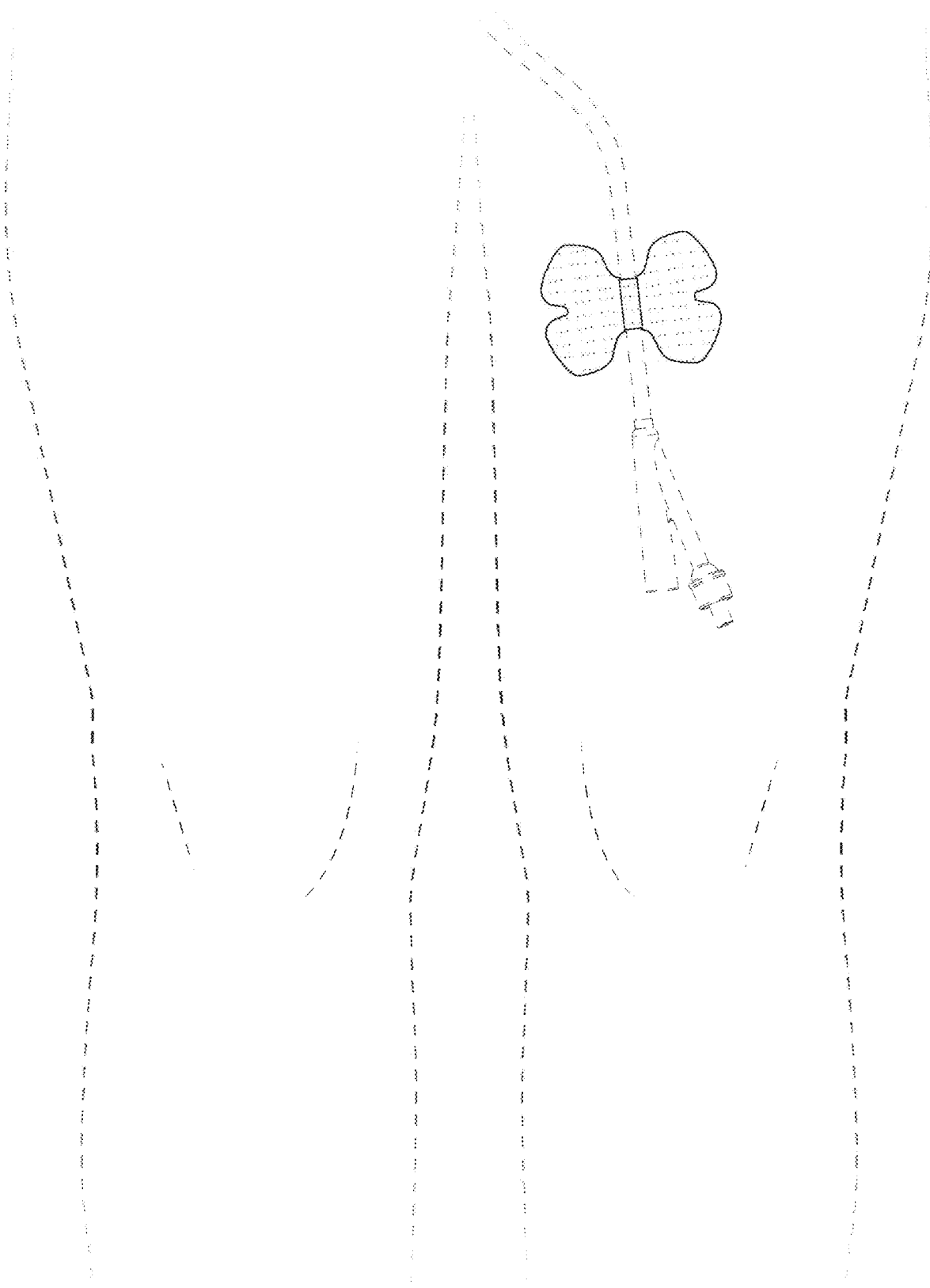


FIG. 7




FIG.8




FIG.9